



CADD®-Solis VIP Ambulatory Infusion System Alarm Help Screens





When certain alarms occur, additional information may be displayed on the screen. The help screens describe what you can do to try to solve the problem that is causing the alarm.

Steps:







1. When an alarm occurs, press **SILENCE** to quiet the alarm.
2. If help screens are available for the alarm, "Help" appears above the right soft key. To view the help screens, select **HELP**.
3. Follow the applicable instructions provided on the help screen. To page through all of the available help screens, press **NEXT** repeatedly. Press **ACKNOWLEDGE** at any time to exit Help.
4. "Retry Help" appears when no additional help steps are available. To page through the help screens again, press **RETRY HELP**. The alarm screen reappears as in Step 2 above. Repeat steps 2 and 3. When the alarm clears, the help screen will no longer be displayed.

The following alarms have associated help screens. Refer to steps above to navigate the help screens.

Cannot start pump without a latched cassette.

<p>Alarm</p>  <p>Cannot start pump without a latched cassette.</p> <p>Acknowledge Silence</p>	<p>Alarm</p>  <p>Cannot start pump without a latched cassette.</p> <p>Acknowledge Help</p>	<p>Alarm - Cassette Not Latched</p> <p>Latch cassette.</p>  <p>Acknowledge Next</p>	<p>Alarm - Cassette Not Latched</p> <p>Call your home care provider.</p>  <p>Acknowledge Retry Help</p>
---	--	--	---

Upstream occlusion. Clear occlusion between pump and reservoir.

<p>Alarm</p>  <p>Upstream occlusion. Clear occlusion between pump and reservoir.</p> <p>Stop Pump Silence</p>	<p>Alarm</p>  <p>Upstream occlusion. Clear occlusion between pump and reservoir.</p> <p>Stop Pump Help</p>	<p>Alarm - Upstream Occlusion</p> <p>Fully insert spike.</p>  <p>Stop Pump Next</p>	<p>Alarm - Upstream Occlusion</p> <p>Unkink tubing.</p>  <p>Stop Pump Next</p>
<p>Alarm - Upstream Occlusion</p> <p>Reposition bag in pouch</p>  <p>Stop Pump Next</p>	<p>Alarm - Upstream Occlusion</p> <p>Call your home care provider.</p>  <p>Stop Pump Retry Help</p>		

CADD®-Solis VIP Ambulatory Infusion System

Alarm Help Screens

The following alarms have associated help screens. Refer to steps to navigate the help screens.

Downstream occlusion. Clear occlusion between pump and patient.

Alarm

Downstream occlusion. Clear occlusion between pump and patient.

Stop Pump Silence

Alarm

Downstream occlusion. Clear occlusion between pump and patient.

Help

Alarm - Downstream Occlusion

Adjust current position.

Stop Pump Next

Alarm - Downstream Occlusion

Unkink tubing.

Next

Alarm - Downstream Occlusion

Open all clamps.

Next

Alarm - Downstream Occlusion

Remove any cap.

Next

Alarm - Downstream Occlusion

Call your home care provider.

Retry Help

Cannot start pump without a latched and locked cassette. (PCA only)

Alarm

Cannot start pump without a latched and locked cassette.

Acknowledge Silence

Alarm

Cannot start pump without a latched and locked cassette.

Acknowledge

Alarm - Cassette Not Latched

Latch cassette.

Acknowledge Next

Alarm - Cassette Not Latched

Call your home care provider.

Acknowledge Retry Help

Lock cassette to start pump. (PCA only)

Alarm

Lock cassette to start pump.

Acknowledge Silence

Alarm

Lock cassette to start pump.

Acknowledge Help

Alarm - Cassette Not Locked

Lock cassette.

Acknowledge Next

Alarm - Cassette Not Locked

Call your home care provider.

Acknowledge Retry Help

PRODUCT(S) DESCRIBED MAY NOT BE LICENSED OR AVAILABLE FOR SALE IN CANADA AND OTHER COUNTRIES

Smiths Medical ASD, Inc.
 St. Paul, MN 55112, USA
 Phone: 1-614-210-7300
 Toll-Free USA 1-800-258-5361
www.smiths-medical.com

Find your local contact information at: www.smiths-medical.com/customer-support

Smiths Medical is part of the global technology business Smiths Group plc. Please see the Instructions for Use/Operator's Manual for a complete listing of the indications, contraindications, warnings and precautions. CADD and the Smiths Medical design mark are trademarks of Smith Medical. The symbol © indicates the trademark is registered in the U.S. Patent and Trademark Office and certain other countries. All other names and marks mentioned are the trademarks or service marks of their respective owners. ©2015 Smiths Medical. All rights reserved. IN193583EN-102015

MPAUC-1285

